

601186

**2018**

1

2

3

31	13,579,541,500	1	0.21
	2,851,703,715.00		7,792,856,084.03

1

A			601186	-
H		(China Rail Cons)	1186	-

	40	40



1/3

" "

" "

2.4

16

"

"

2018

"

"

2018

"

"

2018

934.55

36.61%

664.10

28.38%

			30
45		986.93	65
	235		
6,988		2,139	

2019

2.5



4

4.1

10

283,048

A

266,425

H

16,623

295,419


A

279,343


H 16,076

:


						283,048
						295,419
10						
			(%)			
	-624,658,910	6,942,736,590	51.13	0		0
HKSCC NOMINEES LIMITED	488,813	2,061,440,593	15.18	0		
	-214,468,150	407,098,054	3.00	0		0
50	229,516,300	229,516,300	1.69	0		0
	155,213,255	155,213,255	1.14	0		0
	0	141,519,100	1.04	0		0
	136,266,155	136,266,155	1.00	0		0
	101,704,308	101,704,308	0.75	0		0
	57,340,735	98,175,687	0.72	0		0
	26,752,100	81,847,500	0.60	0		0

	26,752,100	81,847,500	0.60	0		0	
	26,752,100	81,847,500	0.60	0		0	
	26,752,100	81,847,500	0.60	0		0	
	26,752,100	81,847,500	0.60	0		0	
	26,752,100	81,847,500	0.60	0		0	
	26,752,100	81,847,500	0.60	0		0	
	26,752,100	81,847,500	0.60	0		0	
	26,752,100	81,847,500	0.60	0		0	
	26,752,100	81,847,500	0.60	0		0	
	26,752,100	81,847,500	0.60	0		0	
	HKSCC Nominees Limited						
							





4.3



4.4

10

5

5.1

: :



AAA

AAA 2018 5

2016

2018



9

12

61

253

" "

2018

5 12

" "

/TBM

126

1.5 3,128 43.8%

462 1 3 1

2 88 285 2

62

2

: :

			%
	730,123,045	680,981,127	7.22
	658,711,266	618,059,386	6.58
	4,431,330	4,530,901	-2.20
	17,235,632	15,660,246	10.06
	11,571,783	10,397,720	11.29
	5,537,724	2,875,908	92.56
	5,447,861	25,404,178	-78.56
	-49,244,226	-36,687,650	
	43,911,977	23,775,316	84.70
	25,321,766	20,909,804	21.10



109,162,550	11.90	153,528,817	18.68	-28.90
-------------	-------	-------------	-------	--------

	12,434,964	1.36	8,053,925	0.98	54.40	
<sup>1</sup>	87,674,061	9.55	77,231,016	9.40	13.52	
<sup>2</sup>	38,458,422	4.19	45,665,034	5.56	-15.78	
<sub>3</sub>	11,852,014	1.29	11,084,863	1.35	6.92	
	1,082,465	0.12	787,842	0.10	37.40	

1. " " " "

2. " " " "

3. " " " " " " " "

"

4

PPP BOT

2018 335.716 2017 3.733

5

---



	730,123,045	658,711,266	9.78	7.22	6.58	0.54
			%	%	%	%
	694,568,568	627,901,041	9.60	8.02	7.37	0.54
	35,554,477	30,810,225	13.34	-6.38	-7.43	0.98
	730,123,045	658,711,266	9.78	7.22	6.58	0.54

### 5.1

	2018	2017	%
	634,748,041	584,127,735	8.67
	588,579,651	543,982,487	8.20
	46,168,390	40,145,248	15.00
(%)	7.27	6.87	0.40
	1,622,360	1,658,670	-2.19
	23,210,908	21,128,999	9.85
	10,943,270	10,601,319	3.23

### 5.2

	2018	2017	%





6.3

2019

7

8

9

2018 1 1 2017 14 ——  
 " " " )  
 22 —— 23 ——  
 24 —— 37 ——  
 " " )

2018 1 1  
 2018 1 1  
 2019 1 18 2018  
 [2019]1 ) 2018 6 15  
 2018 [2018]15 )

1

2018 1

1 )

2

"

" "

" "

"

12

2018 1 1

2018 1 1

" 33.

"

10

11

2019 3 29